




















iStart ERP Market Share (A/NZ)

Your guide to ERP market share by vendor in the A/NZ region

Vendor	Trend	A/NZ sites installed*	Share
MYOB (Acumatica + Greentree + EXO)	▲	5,050	 23.1%
Microsoft (Dyn365 for Fin/SC + BC)	▲	2,250	 10.3%
SAP (S/4HANA Cloud, Public Edition + B1 + BBD)	▶	2,200	 10.0%
Oracle** (JDE + NetSuite + Fusion)	▲	2,000	 9.1%
Sage (X3 + 300Cloud + Intacct)	▶	1,900	 8.7%
Pronto (Xi)	▲	1,500	 6.8%
Infor (CloudSuite SL + LN)	▶	1,250	 5.7%
Jiwa	▼	1,000	 4.6%
ECi (M1 Manufacturing)	▼	1,000	 4.6%
Epicor (Kinetic)	▶	1,000	 4.6%
Abel	▲	750	 3.4%
JCurve	▼	600	 2.7%
SYSPRO 8	▲	500	 2.3%
IFS (v10)	▶	200	 0.9%
First Software (N2)	▲	200	 0.9%
Unit4	▶	200	 0.9%
Financial Force (ERP & PSA)	▲	200	 0.9%
HansaWorld (Standard ERP)	▲	50	 0.2%
Priority	▶	50	 0.2%

* Upper range of each vendors declared installed base in the region. **Oracle data is based on industry sources, not supplied by Oracle

Source: iStart technology in business – based on vendor data.